

**Dough Designs**


For modelling dough

mix 3 cups of flour with 1 cup of salt. Slowly stir in 1 tablespoon of cooking oil then add enough water, (a little at a time) to make a dough.

Knead it until smooth, then use to make models.

Ask an adult to bake them in an oven at 180°C/Gas 4 until light brown and firm. Paint the models, then varnish when cool.

Use this recipe to make dough treats for birds but leave out the salt and add an extra cup of flour (4 cups of flour in all) Make the dough into a ring, Bake, then hang outside.



**The Bowl of Flour and the Jar of Oil**

It hadn't rained for months and months, there was a drought in the land.

God sent His prophet **Elijah** to the town of **Zarephath**. At the town gate he saw a widow gathering firewood.

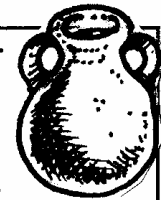
"Please bring me a drink of water and some bread" he asked her.

She answered "All I have is a handful of flour and a drop of oil in a jar, it's our last meal."

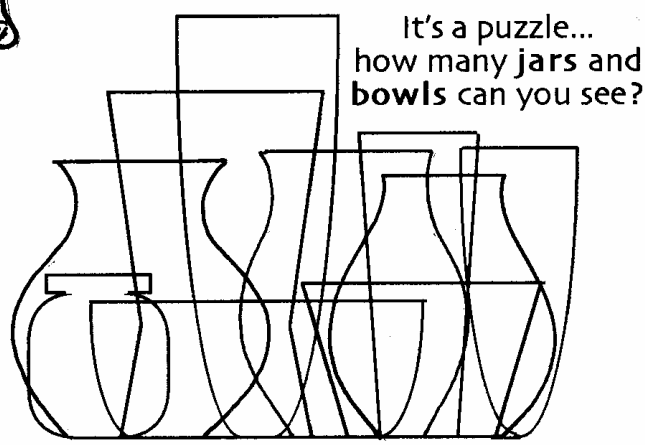
"Don't worry" Elijah said, "Make the meal and make a small loaf for me."

The woman did what **Elijah** had asked and **God** blessed her...

...The bowl never ran out of flour and the jar never ran out of oil until the day it rained again!



Read this story in **1 Kings 17, verses 7-16**



It's a puzzle... how many jars and bowls can you see?