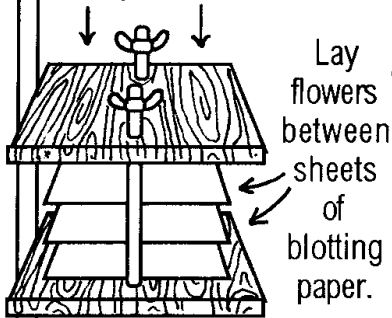



MOUSE HOLE


Preserve flowers and leaves by drying them in a flower press, Here is a simple one you can make



Press together between two plywood squares screwed together with wing nuts and bolts. Leave for several weeks until fully dried.



Re-arrange the letters and find the names of the flowers



Jesus said:

"Look how the wild flowers grow: they do not work or make clothes for themselves. But I tell you that not even King Solomon with all his wealth had clothes as beautiful as one of these flowers.

It is God who clothes the wild grass...

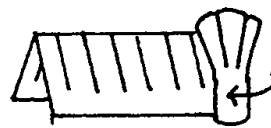
Won't he be all the more sure to clothe you?"

If God takes so much care with a flower how much more does he care for his people?

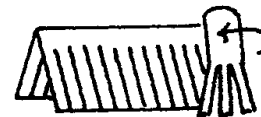
"Cast all your anxieties on him, for he cares about you."

1 Peter 5:7


Make paper flowers using rectangles of tissue or thin paper, here are two different flowers to try:



Cut down along the folded edge about 1cm apart. Roll up and stick.



Cut up along the edge 5mm apart. Roll up and stick.



Glue the flower heads onto a card or attach to thin straws or sticks to make a posy.

