


### All in God's Hands

- Make a bowl from clay or papier-mache. Inside the bowl paint two hands together.
- Write your prayers on paper, fold, then put in the bowl. Putting your prayers in the prayer bowl reminds you that when you pray you put your prayers in the hands of God.



### What do you say when you pray?

When I pray I say **THANK YOU** to God

When I pray I say **SORRY** and ask God to forgive me

When I pray I tell God about my **WORRIES** and ask him to help me



I pray for my **FAMILY** and **FRIENDS**

When I pray I think about how amazing God is

I talk to God all the time about all sorts of things!

### What do you pray to God about?

**P** **P**ATER NOSTER  
**A** is Latin for  
**T** 'Our Father'  
**E**  
**R** What words can  
**N** you make with  
**O** the letters from  
**S** **P**ATER NOSTER  
**T** ?  
**E** Here are two to  
**R** start you off...



Zig-zag fold a sheet of thin card. Draw around your hand, make sure that your little finger and thumb overlap the edges so when you cut out your hand shape all the hands are joined together at the fingers and thumbs. Decorate with pictures and prayers. *Stick on more hands to make a longer zig-zag book.*